

PRINCIPALES VARIABLES

TC Oficial: \$ 873,25 CCL⁽¹⁾: \$ 1.056,18 MEP⁽²⁾: \$ 1.010,66 Brecha: 20,95% Devaluación⁽³⁾: 2,01%

⁽¹⁾ Promedio a través de ADRs. ⁽²⁾ Calculado con AL30. ⁽³⁾ Tasa promedio últimos 5 días (mensual). ⁽⁴⁾ Inflación mensual de marzo.

Inflación⁽⁴⁾: 11,00% Tasa Pase: 70% Tasa Badlar: 61,00% Tasa Caución: 62,11%

DEUDA EN PESOS DEL TESORO NACIONAL

| Ticker | Precio | Tipo | TIR | TNA* | Duration | Días al Vto. | Diaria | WTD |
|--------|-----------|------|--------|-------|----------|--------------|--------|-------|
| X20Y4 | \$ 184,99 | CER | -50,3% | 56,6% | 0,07 | 26 | -0,03% | 0,49% |

| Ticker | Precio | Tipo | TIR | TNA* | Duration | Días al Vto. | Diaria | WTD |
|--------|-------------|--------------|--------|---------|----------|--------------|--------|--------|
| TDA24 | \$ 865,50 | Duales (CER) | -97,2% | -515,6% | 0,01 | 6 | -0,06% | 0,63% |
| TDJ24 | \$ 1.044,00 | Duales (CER) | -37,3% | 58,9% | 0,18 | 67 | 0,24% | -0,29% |
| TDG24 | \$ 1.030,00 | Duales (CER) | -44,0% | 38,1% | 0,35 | 128 | -0,53% | -0,48% |
| TDE25 | \$ 1.105,00 | Duales (CER) | -28,5% | 53,9% | 0,77 | 282 | 0,00% | 0,36% |

| Ticker | Precio | Tipo | TIR | TNA* | Duration | Días al Vto. | Diaria | WTD |
|--------|-------------|--------------|---------|--------|----------|--------------|--------|--------|
| TV24 | \$ 867,00 | Dólar linked | 119,35% | 89,7% | 0,00 | 6 | 0,12% | 0,55% |
| T2V4 | \$ 915,10 | Dólar linked | -9,91% | 13,8% | 0,47 | 159 | -1,23% | -4,97% |
| TV25 | \$ 927,40 | Dólar linked | -5,83% | 19,0% | 0,96 | 341 | 0,69% | -0,06% |
| TDA24 | \$ 865,50 | Duales (DL) | 114,1% | 87,2% | 0,01 | 6 | -0,06% | 0,63% |
| TDJ24 | \$ 1.044,00 | Duales (DL) | -63,4% | -64,0% | 0,18 | 67 | 0,24% | -0,29% |
| TDG24 | \$ 1.030,00 | Duales (DL) | -38,1% | -23,3% | 0,35 | 128 | -0,53% | -0,48% |
| TDN24 | \$ 1.050,00 | Duales (DL) | -26,7% | 32,9% | 0,59 | 219 | 0,00% | -0,06% |
| TDE25 | \$ 1.105,00 | Duales (DL) | -26,5% | -6,8% | 0,77 | 282 | 0,00% | 0,36% |

| Ticker | Precio | Tipo | TIR | Duration | Diaria | WTD |
|--------|--------------|--------|--------|----------|--------|--------|
| T6X4 | \$ 305,00 | CER | -48,9% | 0,07 | 0,33% | 0,49% |
| T2X4 | \$ 1.401,00 | CER | -36,7% | 0,25 | -0,28% | -0,88% |
| T4X4 | \$ 486,70 | CER | -28,2% | 0,47 | -0,67% | -2,27% |
| TSX4 | \$ 406,00 | CER | -22,4% | 0,62 | 4,37% | -3,10% |
| T2X5 | \$ 500,00 | CER | -18,2% | 1,00 | 0,30% | -2,84% |
| TZX25 | \$ 158,45 | CER | -12,2% | 1,18 | 1,57% | -3,24% |
| TX25 | \$ 870,90 | CER | -9,9% | 1,52 | -2,15% | -4,18% |
| TZXD5 | \$ 149,30 | CER | -11,4% | 1,64 | -0,13% | 0,20% |
| TX26 | \$ 1.712,00 | CER | -7,0% | 1,55 | 3,79% | -0,95% |
| TZX26 | \$ 183,95 | CER | -4,7% | 2,18 | 4,52% | -1,68% |
| TZXD6 | \$ 130,30 | CER | -2,3% | 2,64 | 4,24% | -1,59% |
| TZX27 | \$ 180,20 | CER | -2,6% | 3,18 | 3,50% | -2,59% |
| TZXD7 | \$ 118,50 | CER | 0,9% | 3,64 | 1,28% | -4,05% |
| TZX28 | \$ 150,95 | CER | 2,2% | 4,18 | 2,62% | -5,30% |
| TX28 | \$ 1.761,00 | CER | -5,0% | 2,35 | 1,03% | -0,37% |
| DICP | \$ 34.700,00 | CER | 2,5% | 4,35 | 5,47% | -0,81% |
| PARP | \$ 18.200 | CER | 4,7% | 8,93 | 3,70% | -3,70% |
| S1404 | \$ 103,35 | Fija | 70,0% | 0,47 | 0,54% | 0,90% |
| S31E5 | \$ 119,15 | Fija | 62,2% | 0,77 | 0,68% | 1,45% |
| S28F5 | \$ 106,90 | Fija | 60,9% | 0,84 | 1,33% | 2,59% |
| TO26 | \$ 61,50 | Fija | 46,7% | 2,04 | 2,83% | 2,83% |
| PBA25 | \$ 104,40 | Badlar | 77,5% | 0,77 | -0,05% | 0,53% |
| BDC28 | \$ 142,00 | Badlar | 61,3% | 1,56 | -1,66% | -5,33% |

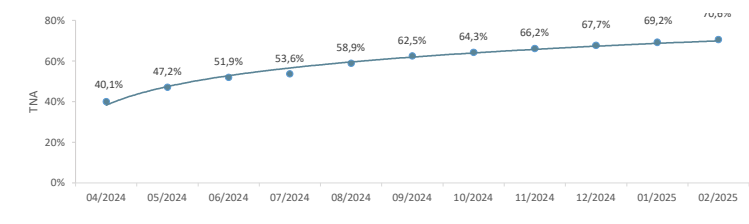
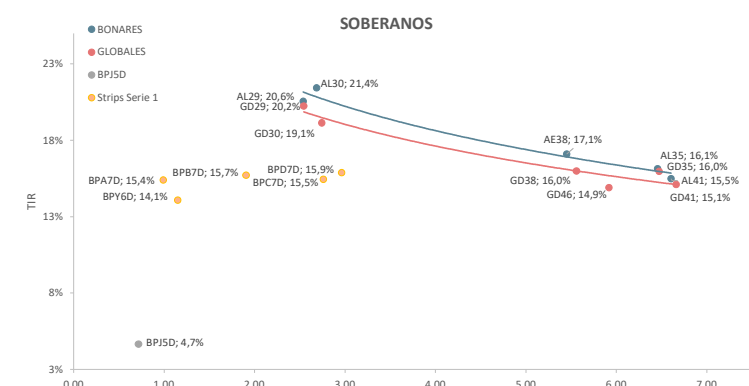
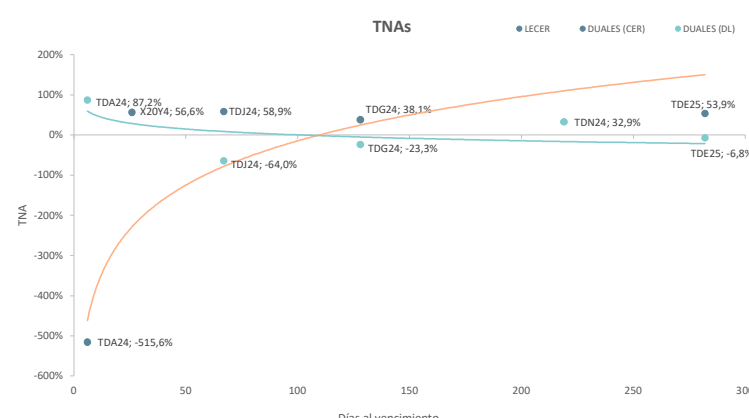
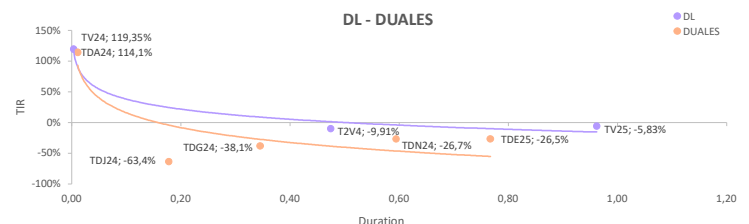

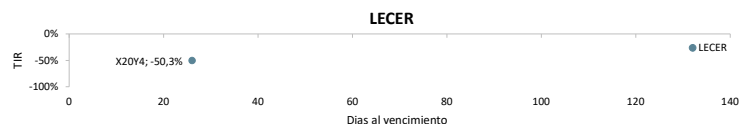
BONOS SOBERANOS ARGENTINOS Y BOPREALES (Precios en USD)

| Bono | Precio | TIR | Paridad | Duration | Cupón | Current Yield | Diaria | WTD |
|-------|----------|-------|---------|----------|-------|---------------|--------|--------|
| AL29 | \$ 62,00 | 20,6% | 61,2% | 2,54 | 1,00% | 1,61% | -0,37% | 2,14% |
| GD29 | \$ 62,40 | 20,2% | 61,6% | 2,54 | 1,00% | 1,60% | -1,73% | -0,87% |
| AL30 | \$ 57,91 | 21,4% | 57,4% | 2,69 | 0,75% | 1,30% | -2,82% | 0,87% |
| GD30 | \$ 60,98 | 19,1% | 61,0% | 2,74 | 0,75% | 1,23% | -1,80% | 1,11% |
| AL35 | \$ 48,99 | 16,1% | 46,5% | 6,46 | 3,63% | 7,40% | -2,39% | 0,91% |
| GD35 | \$ 49,48 | 16,0% | 49,5% | 6,47 | 3,63% | 7,33% | -1,43% | 0,28% |
| AE38 | \$ 52,19 | 17,1% | 49,5% | 5,45 | 4,25% | 8,14% | -2,45% | -1,06% |
| GD38 | \$ 55,00 | 16,0% | 55,0% | 5,56 | 4,25% | 7,73% | -1,59% | -0,16% |
| AL41 | \$ 46,45 | 15,5% | 44,4% | 6,60 | 3,50% | 7,53% | -3,23% | 3,45% |
| GD41 | \$ 47,50 | 15,1% | 47,5% | 6,66 | 3,50% | 7,37% | -1,45% | 0,21% |
| GD46 | \$ 51,00 | 14,9% | 49,1% | 5,92 | 3,00% | 5,88% | 3,87% | -1,83% |
| BPJ5D | \$ 96,78 | 4,7% | 96,8% | 0,72 | 0,00% | 0,00% | -0,23% | -0,74% |
| BPA7D | \$ 92,50 | 15,4% | 92,5% | 0,99 | 5,00% | 5,41% | -1,28% | -1,65% |
| BPB7D | \$ 84,40 | 15,7% | 84,4% | 1,91 | 5,00% | 5,92% | -2,26% | -1,28% |
| BPC7D | \$ 78,10 | 15,5% | 78,1% | 2,76 | 5,00% | 6,40% | -0,64% | -0,51% |
| BPD7D | \$ 76,50 | 15,9% | 76,5% | 2,96 | 5,00% | 6,54% | -1,29% | -0,52% |
| BPY6D | \$ 83,25 | 14,1% | 83,3% | 1,15 | 3,00% | 3,60% | -0,77% | -0,13% |

FUTUROS DE DÓLAR - ROFEX

| Días | Vto | Precio | Devaluación | TEA | TNA | Crawling Mensual |
|------|------------|-------------|-------------|-------|-------|------------------|
| 6 | 30/4/2024 | \$ 879,00 | Directa | 49,1% | 40,1% | 3,38% |
| 37 | 31/5/2024 | \$ 915,00 | | 58,5% | 47,2% | 3,91% |
| 63 | 26/6/2024 | \$ 951,50 | | 64,4% | 51,9% | 4,23% |
| 98 | 31/7/2024 | \$ 999,00 | | 65,0% | 53,6% | 4,26% |
| 129 | 31/8/2024 | \$ 1.055,00 | | 70,7% | 58,9% | 4,56% |
| 157 | 28/9/2024 | \$ 1.108,00 | | 73,9% | 62,5% | 4,72% |
| 190 | 31/10/2024 | \$ 1.165,50 | | 74,1% | 64,3% | 4,73% |
| 219 | 29/11/2024 | \$ 1.220,00 | | 74,6% | 66,2% | 4,75% |
| 251 | 31/12/2024 | \$ 1.280,00 | | 74,4% | 67,7% | 4,74% |
| 282 | 31/1/2025 | \$ 1.340,00 | | 74,1% | 69,2% | 4,73% |
| 309 | 27/2/2025 | \$ 1.395,00 | | 73,9% | 70,6% | 4,72% |

* Supuestos de Inflación: Según estimaciones del REM de abril elaborado por el BCRA.
Supuestos de Devaluación: 2% mensual para instrumentos con vencimiento en 2024.



GRUPO IEB
Av. del Libertador 498. Piso 10 - Torre IEB (1001) C.A.B.A.
Tel: (+54 11) 5353-5500 <https://www.grupoieb.com.ar/>